

Socrative Overview

[Socrative](#) turns your students' smart phones, tablets and laptops into a powerful student response system. It's like an expensive hardware clicker but with greater flexibility and ease-of-use. For example, the ability to attach student names to electronic quizzes and write short response answers to open-ended questions.

Socrative works from any device

You and your students have many options for accessing Socrative. Access it via the website using a computer or any web-enabled mobile device. For the mobile devices, you can either just access the website, or you can download the free Android app.

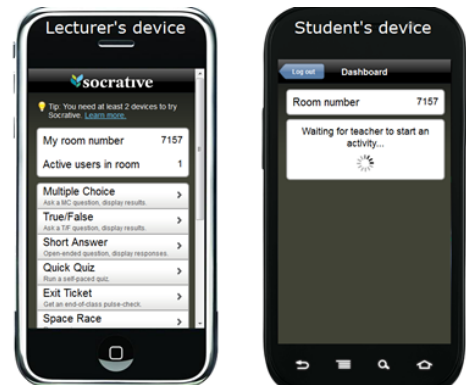
Try it out for yourself – It's super simple

To experience it yourself, on your 'teacher' device, go to <http://t.socrative.com>. On your 'student' device, go to <http://m.socrative.com>. Yes, it's just that easy. In class, you go to the 't' website and send your students to the 'm' website. If you or your students have the app, just run the app.

Connecting student devices to the teacher's device

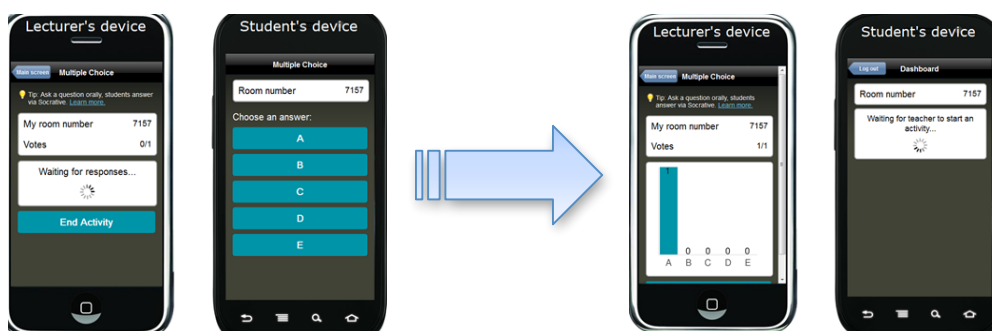
On the lecturer's device, you see "my room number". When students run the app or visit <http://m.socrative.com>, they'll be asked to enter a room number. They just enter the number you have on your device.

You can change that number if you'd like. Just select "Change room number". The number doesn't have to be a number. It can be text, say, your name or the name of your course. Whatever you choose will be remembered both on your device and your students' devices. The student's device will show "Waiting for teacher to start an activity" until you, well, start an activity.



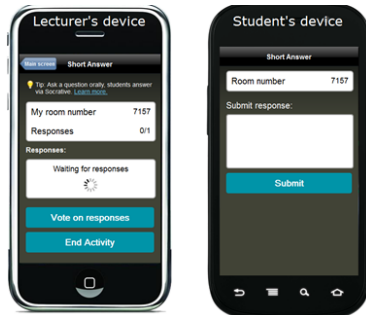
Multiple Choice and True or False Questions

Pose a multiple choice question orally, or by writing it on the board, or in your presentation slides. Tap "Multiple Choice", and the students will be given A through E options. Same process for the True or False!

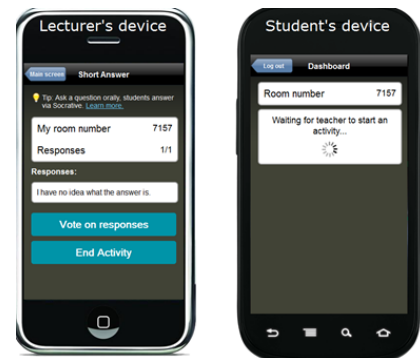


Short Answer Questions

Pose a short answer question to your students. On your device, tap “Short Answer”. That generates a response box on the student’s device.

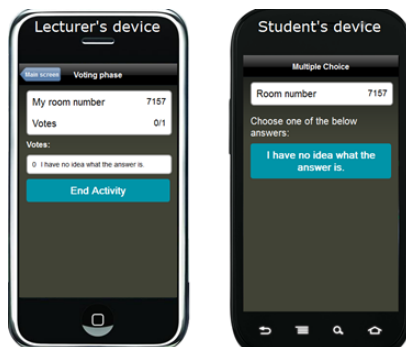


Here the student entered “I have no idea what the answer is.” That appears on your device, and the student’s device goes back into waiting mode.



Now, if you’d like, you can have students’ vote on the best responses by tapping “Vote on responses.”

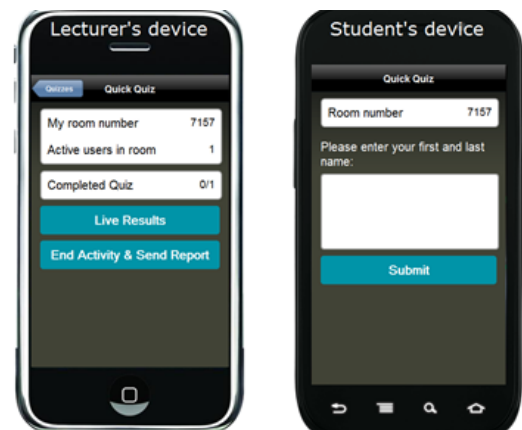
Each student device now shows all of the short answer responses that were submitted.



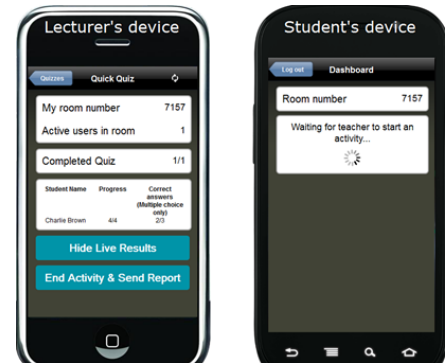
Quick Quiz (Self-Paced)

In a quick quiz, you give students a set of pre-planned questions. After a student submits one question, they move onto the next one, and the next until they’re finished. It’s student paced. The first question will automatically be their name.

Here you can see that there is one active user in the room. We know that because that’s how many devices have entered the Socrative room number. At this point, no one has completed the quiz.



The student has answered all 4 questions in the quiz. On the lecturer's device, click "Live Results" to see who has responded and how they did. Once everyone has completed the quiz, click "End Activity & Send Report." An Excel spreadsheet will be emailed to you with all of the data from the quiz. Multiple Choice questions will be graded for you and a total score will be provided for each student.

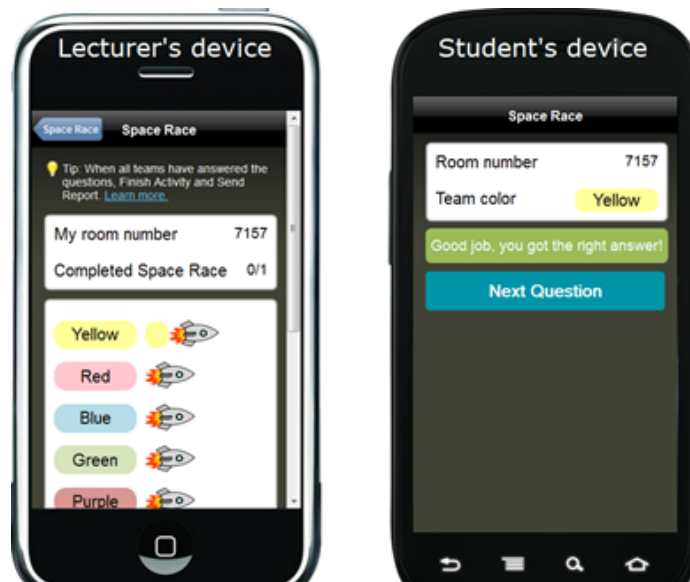


This is what the spreadsheet looks like. The green-filled boxes are correct answers; the red-filled are incorrect.

	A	B	C	D	E	F
	Please enter your first and last name:	Which of the following American presidents was NOT a K-12 or college teacher?	Who was Socrates?	4. In your opinion, will mobile technology improve education?	Number of correct answers (relates only to multiple-choice questions)	Total Score (0-100)
1						
2	Charlie Brown	Barack Obama	All of the above	Yes	2	66

Space Race

Students compete in small groups (maximum: 10) to answer your pre-loaded multiple-choice questions. The team that gets the farthest right in the allotted amount of time wins. When you've decided time is up, click the "end activity & send report" button at the bottom of your screen (not shown). You'll be emailed an Excel spreadsheet with the results.



Creating Quick Quizzes

Quick Quizzes are made up of Multiple Choice questions, Short Answer Question or a combination of the two. You can design your own quick quizzes in two ways. For both methods you access the Manage Quizzes tab. You run your self-made quizzes by selecting QUICK QUIZ on your main screen.

CREATE A QUIZ – This simple method allows you to do all the work within Socrative and activate the quiz shortly after creation. Select **MANAGE QUIZ** > Then select **CREATE QUIZ**

- Start by choosing a name for your quiz.
- Then simply click on Short answer or Multiple choice, fill in the question, and then simply select the next question type and so on and so on.
- Once you are finished press **SAVE**. All done!

Quizzes Create a Quiz

Quiz name: Entrance Ticket June 1

Question 1 (Multiple Choice):
Select the square checks to mark correct answers (optional)

Question: What is the product of 3 and 37?

☐ Answer 1: 6

☐ Answer 2: 3

☒ Answer 3: 9

☐ Answer 4: 0

☐ Answer 5: 33

Question 2 (Short Answer):

Question: What was the most challenging part of last night's homework?

Question 3 (Multiple Choice):
Select the square checks to mark correct answers (optional)

Question: $(3 + 4)(9 - 6) =$

☐ Answer 1: 10

☒ Answer 2: 21

☐ Answer 3: 33

☐ Answer 4: -10

☐ Answer 5: 57

Choose the type of question to add:

Multiple Choice >

Short Answer >

Save

IMPORT QUIZ - The second method involves completing an Excel template which you can download after you select Import Quiz. Select **MANAGE QUIZ** > Then select **IMPORT A QUIZ**

- Complete the Excel template and Save it in your computer
- Select Browse and then select the Saved quiz.
- Press Import and once it's completed you'll find it in your Quiz Drop Down box.

Quizzes Import Quiz

For the time being, importing a quiz is only possible using a PC.

Template Updated on August 15th, 2011 If you have an older version, please download a newer template to avoid errors.

Click the 'Browse' button below to choose an excel file containing a quiz to upload. If you do not have the Socrative Quiz template file, you can get it here:

[Socrative Quiz Template - Microsoft Excel \(2005 and later\)](#)

[Socrative Quiz Template - Microsoft Excel \(1997 - 2004\)](#)

Socrative is currently in private beta and free. While we'll always have a free basic version, this and other premium tools will have reasonable prices.

Choose file no file selected

Import Quiz

		Sheets	Charts	SmartArt Graphics	WordArt								
<>	A	B	C	D	E	F	G	H	I	J	K	L	
1	Instructions:	Please fill in the below quiz according to the 5 steps below. You may then import the quiz into your Socrative account by selecting "Quick Quiz" -> "Import Quiz" -> and selecting the relevant quiz to import.											
3		1. Quiz Name:	The Catcher in the Rye - Chapter 17										
5	4. If you selected multiple choice question enter answers below each column:												
6	2. Question Type:	3. Question:	Answer A:	Answer B:	Answer C:	Answer D:	Answer E:	5. Optional (Choose correct answer - you can leave this blank or choose as many correct answers as needed)					
7	Open-ended	Briefly summarize last night's chapter. (3-4 sentences)											
8	Multiple choice	What annoys Holden in this Chapter? Be prepared to explain why	Sally	Phoebe	Actors	Dogs	His hunting cap	A	C				
9	Open-ended	What vocabulary did you find difficult?											
10													